



©

ORIGINALSTYLE

TILE EDIT

Volume 3

Home inspiration

Tile ideas to help you create your dream home.

From contemporary kitchens and bathrooms to inviting front paths, hallways and gardens, there's a tile style for everyone!



Paradis Mere
tile of the year 2023

Tile of the Year 2023, Paradis Mere from Winchester

Welcome

The Tile Edit is a carefully curated collection of the most up to date, on trend tiles, with a range of styles to suit every taste and budget.

We understand how important it is to see tiles in a realistic setting, so this brochure includes lots of beautiful and inspiring room sets to help you visualise them in your home and bring your ideas to life.

We're passionate about bringing you the latest tile trends, innovative interior ideas, and providing quality expert advice throughout your project. We're here to assist you every step of the way.

Take your time to browse the Tile Edit and let us do the work with our tile tips and tricks to create your perfect space.

The Original Style Team



8



12



18



26



37



40

WE'RE HERE TO HELP

At your local Original Style Showroom you'll find advice from knowledgeable staff, inspiration, and the opportunity to sample products and discuss your individual needs with an expert.

Contents

- 6 ABOUT US**
At Original Style, we have a passion for tiles
- 8 INTERIOR TRENDS**
Styles, designs and colourways for your home
- 12 GO BIG, GO BOLD!**
Make a statment with tiles
- 18 BATHROOM BEAUTY**
Creating a beautiful bathroom
- 26 MAN WITH A HAMMER**
A case study with Greg Penn
- 29 WHY WE LOVE MOSAICS!**
Five mosaics you should have in your home

- 31 LOVE THE OUTDOORS**
A range to complement every exterior living space
- 37 FIRST IMPRESSIONS**
Ways to make your path, hallway and porch stand out
- 38 DECADES OF TILE ARTISTRY**
A closer look at our skilled artisans and collections
- 40 DREAM KITCHEN**
Creating your dream kitchen
- 46 IT'S ALL IN THE DETAIL**
Tips and ideas on laying tiles
- 49 FINISHING TOUCHES**
Completing your project with our trims and grouts
- 50 OUR SHOWROOMS**
Helping you achieve something beautiful

Plus much more...

VISIT US FOR TILE INSPIRATION | originalstyle.com
Follow us @originalstyleuk #originalstyletiles



COVER: Montblanc Emerald from Tileworks with Black Hexagon Mosaics and Penshaw Black from Odyssey



We're proud to design and manufacture many of our tile ranges at our factory in Exeter, Devon. To find out more on our hand-crafted ranges turn to page 38.

About us

We've celebrated over 30 years as a successful tile manufacturer, retailer and distributor and supply to over 48 countries worldwide. We have been designing and producing high-quality tiles in our factory in Exeter, Devon since 1986.

We offer a wide range of ceramic and porcelain tiles - from contemporary large formats to hand-finished, glazed products which are a work of art in their own right. Our Showrooms are designed with your tile journey in mind; you'll discover our entire range of collections, all displayed in a variety of inspiring settings and installations. Our team is on hand to offer expert advice, provide you with samples and suggest wall and floor pairings to suit every style and budget.

Tiles are our craft and we are committed to manufacturing quality tiles using traditional techniques teamed with new technologies. Everything we produce in our factory is unique thanks to the experience of the highly skilled artists, designers and crafts people who make up our team. Every tile tells a story, whether it's inspired by the beauty of nature or historic houses

and gardens. We believe each tile is a small work of art in its own right, to be admired for its depth of colour, shape, size or decoration.

Some of our most cherished collections are those created in our Devon factory. Take a look at our Artworks and Winchester collections, many of which have a heritage spanning over 30 years, but are still just as timeless today, thanks to their rich glossy glazes and quality feel. We also source original and innovative tiles for our ranges from across the globe, such as gorgeous glass tiles and unique mosaics, enriching our collections for a versatile choice. We have a dedicated design studio where our creative and skilled designers always make it a priority to ensure we're ahead of the latest interior trends.



Each year, Original Style works with industry and in-house experts to determine what styles, designs and colourways are likely to be popular in interiors in the upcoming year. Working alongside our ceramic designers, Jane Addis and Becca Keenan, we've determined which three key home lifestyle trends will be of most interest to homeowners across the UK.



Let's talk
**Interior
TRENDS**

1 Nature Nostalgia

Encapsulating elements of the cottagerecore trend, Nature Nostalgia embraces a simpler lifestyle that is harmonious with nature. From an aesthetic perspective, this trend has a more traditional feel but with a contemporary edge thanks to the heavenly pastel hues.



Wildflower Rose from Living with Marsh
Cosmopolitan field tiles from Winchester and
Naturalia Brown flooring from Tileworks



“Wood effect flooring would complement this look perfectly. Try a soft beige for a traditional look, or a cool grey for a more contemporary style. To complete the trend, throw in some fresh or dried flowers as a finishing touch”

Becca Keenan, New Products Designer at Original Style

- 1 Flint Cosmopolitan from Winchester
- 2 Sloe Cosmopolitan from Winchester
- 3 Naturalia Grey from Tileworks
- 4 Naturalia Brown from Tileworks
- 5 Anemone Metropolitan from Winchester
- 6 Blossom Metropolitan from Winchester
- 7 Mini Grey Penny Round from Mosaics
- 8 Wildflower Rose from Living
- 9 Marsh Cosmopolitan Torus from Winchester
- 10 Marsh Cosmopolitan from Winchester



Montblanc Emerald Bricks from Tileworks with Black Hexagon Mosaics and Penshaw Black flooring from Odyssey

2 Chic Boutique

Immerse your chosen space in our extravagant antique mirror, marble-effect tiles or even a striking pattern such as Penshaw Black from our Odyssey range to begin creating the foundations for achieving the Chic Boutique look.

“Mix together matt, mirrored and metallic surfaces, pair with velvet accessories and rich colours to create a boutique inspired space in your home. Be bold with black geometric patterns and mosaics to bring the look together”

Jane Addis, New Products and Design Manager at Original Style

- 1 Black Hexagon from Mosaics
- 2 London Stone Hogarth Dado from Artworks
- 3 London Stone Field Tile from Artworks
- 4 Penshaw Black On Chalk from Odyssey
- 5 Grey Diamond from the Victorian Floor range
- 6 Black Diamond from the Victorian Floor range
- 7 Montblanc Emerald from Tileworks
- 8 White Antique Mirror from Glassworks



3 Modern Minerals

Our Modern Minerals trend can be defined by three key themes: natural textures, earthy tones and large format surfaces. This trend is all about keeping it simple and mixing up natural textures with contemporary tile formats to achieve a modern, urban vibe.



Montblanc Taupe Bricks from Tileworks with Frammenti terracotta flooring, an exclusive Original Style Tile Showroom product



“Although simple, you can still be playful with this look. Through incorporating a range of different materials, you can exaggerate the featured textures to add depth and interest to your room. Brass is perfect for a touch of opulence or opt for more minimalistic accessories to keep your space sleek and clean”

Becca Keenan, New Products Designer at Original Style

- 1 Berliner Weiss Flames from Tileworks
- 2 Frammenti Terracotta Macro, an exclusive Original Style Showroom product
- 3 Berliner Weiss Line from Tileworks
- 4 Caen Taupe, an exclusive Original Style Showroom product
- 5 Lignum Nut Natural from Tileworks
- 6 Pierre Belle Matt from Tileworks
- 7 Frammenti Bianco Macro, an exclusive Original Style Showroom product
- 8 Montblanc Taupe from Tileworks
- 9 Zen Oak Mosaic, an exclusive Original Style Showroom product



Statuarietto and
Marmi Nero hexagon

Go big, go bold!

Being bold with your decorating choices doesn't have to mean in your face feature walls or clashing colours. It's about finding the right style for you. If you want your home to reflect your bold personality, here are a few styling ideas to help...



Oken Hexagon Garnet and Oken Brick White
with Pietra Lombarda Grigio floor tiles

Oken Tileworks

If you're feeling confident and looking to make more of a statement in your home, these colourful bricks and hexagons are sure to make the right impact and give your bathroom the bright and bold makeover it deserves.

Get the look

Mixing materials can help create a more welcoming feel. Neutral shades of brown, cream and taupe have warm undertones. These tones reflect the rustic hues of the earth and can be enlivened when teamed with dark leafy greens, coppers and golds. This will also bring in a sense of glamour, allowing you to create a tiled space that doesn't feel cold or simple. To see more tile inspiration, visit originalstyle.com

Frammenti Bianco Macro, a showroom exclusive



Kaamos Black from Tileworks




Onice Verde

Showroom Exclusive

Deep dive into this gorgeous jewel-toned wall tile in bold tones of green, blue and gold. Featuring stand-out onyx-style veining and chic turquoise and green hues. Onice Verde is the perfect statement tile.



For a contemporary look, pair with **Lignum Taupe** from the Tileworks range



For a modern look, pair with **Mediterraneo Off White** from the Tileworks range

Jewel Black


Tileworks

This polished porcelain tile is all about impact. Jewel Black has a highly polished finish, imitating precious jewel tones and inspired by Onyx. This striking tile can be used on walls and residential floors – perfect for those looking for the wow-factor.



Get the look

Micro detailing is a big trend in interiors and our Matchstick mosaics completely embody this look. They have a uniform, utilitarian appeal and come in two colourways 'Forest' Green and 'Ice' White. Mosaics are versatile and have always been in style. They are a brilliant way to add an individual touch to your home in so many different ways: as a splashback, a shower wall, a decorative wall feature, an accent within a neutral scheme or to provide a contrast of colour or texture. To see the full range, visit originalstyle.com



Matchstick Forest from Mosaics



Bosco Castagno, a Showroom Exclusive

Onice Rosa

Showroom Exclusive

Create a serene scheme with Onice Rosa wall tiles. Large in format with a number of varying faces, these pink-hued tiles feature marble-effects, great for those looking to create glamorous bathrooms.

Bathroom Beauty

Our edit of the top bathroom tiles we think you'll love!

Bianco Oro floor tiles from Tileworks

Nebraska

Tileworks

A small-format wood-effect plank with a satin texture, Nebraska comes in four colours. Use alone or mix together for a stunning, coastal look, the mixture of blue and white contrast beautifully, creating a unique yet charming look.

Frammenti Bianco

Showroom Exclusive

These small format, terrazzo style tiles are great for those looking to create contemporary style bathrooms with something a little different...



For a bold look, pair with Oken Hexagon Green from our Tileworks range



Brilliant White Metro

Artworks

Fresh white tiles are a great backdrop for a traditional bathroom as they won't battle for focus, but are striking when noticed. To achieve contemporary look try using different coloured grouts.

White Hexagon

Mosaics

For a simple floor that incorporates simple detail, opt for our large hexagon mosaics. Their classic geometric lines add a calm, uniform feel to a space. Use in bathrooms, kitchens or hallways to create a soft, modern atmosphere.



For a fresh look, pair with **Cosmopolitan Mint** from the Winchester range

Panorama Pasture

Winchester

Combining a modern brick format with a rich, green glaze, these Panorama Pasture tiles are perfect for creating an artisanal yet chic look



Damask Gold

Glassworks

Opt for this antique effect for a luxuriously chic finish, Damask Gold almost glows as it captures and reflects light back into the room.

Lignum White

Tileworks

Beautiful wood-effect planks with a high performance slip-resistant finish that is suitable for use in bathrooms and showers.



For a utilitarian look, pair with **Oken Brick White** from the Tileworks range



Sherbet

Tileworks

Playful pastel tones with a textured, sugary finish. Perfect for creating a contemporary look, these kit-kat style bricks have a modern-rustic feel. Use alone for a subtle pop of colour or mix together for a rainbow glow.

Pietra Lombarda

Tileworks

Not only are porcelain tiles hardwearing, they also come in a huge variety of beautiful finishes, styles and formats. Capturing the coveted 'Ceppo de Gre' Italian stone style, these terrazzo-effect tiles bring an elegant touch - choose from beautiful grey or white.

Eden Pergola

Living

The bathroom is a great space to do something a little different or even make a bit of a statement, no matter what size area you're working with. With its trailing fronds, why not add some lush and leafy designs and bring a tropical paradise to your bathroom with Pergola.



Porcelain Square Black floor tiles from Mosaics

Parquet Cross Pine

Showroom Exclusive

These parquet-style floor tiles have a traditional yet elegant feel. These tiles have been carefully designed to mimic original parquet flooring using the latest printing technology to create realistic, wood-effects in a classic parquet style.



For a contemporary look, pair with **Brilliant White** from the Artworks range

Panorama Tor

Winchester

These brick shaped tiles are popular for their versatility. Why not change the look by trying a different tile layout or add contrast with a dark grout. The rustic surfaces showcase a stunning depth and variation of colour.



Negra Black tumbled

Earthworks

If you are looking to immerse yourself in classic beauty and transform your walls and floors with natural stone, our tumbled brick tiles provide a timeless feel, great for adding charm to bathrooms or character to kitchens.

Lakeland Haya Matt

Tileworks

This simple, beautiful wood-effect tile so versatile it works in contemporary and traditional settings alike.



Falkirk Pattern

Victorian Floor Tiles

Geometric floor tiles are suitable for front pathways, hallways, kitchens and bathrooms. We love these muted tones of grey and white used here for a classic bathroom setting with an everlasting calming feel.

Bohemia Penelope

Living

This range offers a highly decorative but liveable collection of patterns designed for modern life. Created in-house, these patterned tiles also come with coordinating plain colour options. If you're opting for a floral style, these graceful patterns will awaken any interior space.

Statuario Nuovo

Tileworks

Create a luxury feel with the veining of Statuario Nuovo, immersed in a pure white marble effect but with all the practicalities of porcelain. It is beautifully versatile as has a large number of faces giving this range a variation that replicates natural stone. Available in a polished and honed finish, with multiple size options.





No one knows how to make a statement with their interiors like Greg Penn – otherwise known as

Man with a HAMMER



Tiles play a huge part in many interior projects, taking spaces from simple to statement - so we were delighted to work with Greg on his renovation of Admirals House, the old Navy Hospital in Plymouth, Devon. We caught up with Greg to find out how the project is going...

Q. Tell us a little bit about you, where you live and how long you've been in the Admirals House?

Well, my name is Greg – better known as 'Man with a Hammer'. I bought Admirals House almost three years ago in quite a sorry state and I am slowly restoring it back to its former glory. It's in the old Royal Naval Hospital in Plymouth, Devon.

Q. Where did you find your inspiration for the renovation?

For me, it's listening to the house a bit. In terms of the bathrooms, obviously the house wouldn't have had bathrooms in the conventional sense in 1804, so I wanted them to feel as 'unbathroomy' as possible, treating them much like any other room. For the fireplace in the bedroom, it was wonderful to find tiles that mirror what would have been there originally and the Victorian hearth tiles really pull in some of the other colours from the room.



Q. What made you choose Original Style's Victorian Floor Tiles, Winchester and Artworks ranges? The Winchester tiles, being such an artisanal product, vary slightly in colour and texture and you really see them as handmade – I think something perfectly uniform and machine made in that space, would have jarred slightly. They give a real softness and are just beautiful! The Victorian Floor Tiles – being individual tiles, meant we could create a design perfect for the space both in style and colour – and the Artworks range has amazing authentic replicas of the originals so it was the obvious choice.

Q. How did you find your experience when visiting our Plymouth showroom? It was really lovely – a really spacious layout with some gorgeous set pieces that provide loads of inspiration. It's really helpful to see things laid out like that and picture things side by side. There's so much choice it really helps refine your ideas. The staff were hugely knowledgeable too!

To read more about Greg's project and other renovation stories and ideas, visit [originalstyle.com](https://www.originalstyle.com)

 @manwithahammer



Oken Blue Brick with White Satin Chevron Mosaics and Galana floor tiles from Tileworks

TOP TIP We've laid these wall tiles in a basketweave pattern. For more inspiration on tile layouts, turn to page 46



1 Matchstick Ice Micro detailing is a popular on trend right now and our Matchstick mosaics embody the look.



2 Cirrus Large Stone mosaics add texture and depth. Use these grey-toned, hexagon tiles in your kitchen or bathroom for a detailed splashback.



3 Mini Grey Penny Rounds Contemporary in colour and format. Opt for these modern penny rounds if you are looking to inject some detail.

Why we love mosaics

Mosaics have remained in interior settings for centuries, adding detail, interest and glamour to a number of spaces. Jewel toned glass mosaics can transform your bathroom and geometric, ceramic options are great for contemporary kitchens.

Love our Mosaics? To see more in this range, head to our website.

4 Livid Light blue in colour in a mini-brick format, these mosaics are certain to lift a space that needs a refresh.



5 Rhombus For a real style statement check out our Rhombus mosaics. This mosaic has a geometric feel and will add a unique edge.



Kaamos Grey

Outdoor 20mm

Recent years have seen the trend of opening up indoor living spaces into the outdoors, often with bi-folding doors that allow for a continuous transition. Tiles are a great way to create this seamless look. They make an area feel bigger than it is and there are plenty of styles to choose from.



Abbotsbury Sand from
Outdoor 20mm

Love the Outdoors?

Past years have seen designs obsessed with bringing the outside in, but it's now time to start looking at bringing the inside out. We're set to see an uplift in homely outdoor settings using soft furnishings, bold patterns and stylish accessories. When it comes to outdoor tiles, we have a range to complement every exterior living space.

More products in this range

Greys are great for the outdoors. Use across an expanse of space for a seamless style, or break up with large grout gaps. District is available in a variety of sizes and formats, this unglazed porcelain range covers all bases. This product is available exclusively through our Original Style Tile Showrooms. Visit originalstyle.com to find out more about our Outdoor range.

District Silver
600 x 600mm

District Grey
900 x 900mm

District White
900 x 900mm

District Dark
900 x 450mm

District Silver from Outdoor 20mm



Cambrian Grey
Outdoor 20mm

Light grey tones with a beautiful, mottled stone-effect. Cambrian porcelain tiles are practical and pretty all year round.



Lanreath Silver

Outdoor 20mm

Silver grey tones that light up any outdoor space.
Softly detailed and durable for the trendiest outdoor space.



Kaamos Black from Outdoor 20mm

More products in this range

An elegant and refined stone look with versatile and practical properties. Use Kammos both inside and out, with both 10mm and 20mm options; it's extremely hard wearing and can even be laid onto sand, pebbles and directly onto grass. To see the full collection, visit originalstyle.com

Kaamos Black
600 x 600mm



Kaamos Grey
600 x 600mm



Kaamos Ivory 600 x 600mm



Love this entrance?
Find out more about
Stacey's project and other
renovation stories and ideas,
visit originalstyle.com
@end_of_the_row

Blenheim Pattern

Victorian Floor Tiles

Opting for a more detailed, complex pattern is a great way to create statement style. If you're feeling bold and looking to install a striking floor pattern, we have plenty of options.



glory. These tiles also work beautifully in modern porches, pathways and hallways and by opting for a classic colour palette such as monochrome or neutrals you'll ensure they will never look out of place. Pair with traditional glazed wall tiles from our Artworks range and you'll end up with a scheme that's elegant and timeless.

First impressions

Nothing says "welcome to our house" quite like an inviting front path or hallway. Whether you're working with a small or large area, there are many ways to make your front path, hallway and porch stand out. For the ultimate statement we recommend Victorian Floor Tiles. Not only are they highly durable, they also present the opportunity to create many beautiful patterns that will welcome you home for years to come.

If your goal is to recreate a Victorian pattern as a nod to the home's history, opt for a classic colour combo, such as black, buff and red. Our Victorian Floor Tiles are the real deal – they come in traditional colourways and a variety of patterns, making it possible to achieve any period look and restore the tiled area to its former

All patterns are made up of individual pieces. This means tricky areas like corners can be tiled to perfection and you don't need to worry about things looking uneven or unfinished. When compared to mesh-mounted (i.e. mosaic) alternatives, individual tiles allow for greater flexibility upon installation and provide a more authentic finish. Back in the Victorian era, this is how these tiles were installed – it's a true craft and takes more time than your average tiling project but the finished result is so worth it! We always recommend using a professional tiler when installing Victorian floor tiles in order to achieve the best possible finish. Much of the work involves preparation, from levelling floors to working out how best to lay the chosen pattern.

To discover more about our Victorian Floor Tiles, visit originalstyle.com



At Original Style we have devoted years of research to perfect ceramic decorating techniques which allow the consistent reproduction of vivid colours combined with precise detail. The results of this can be seen in our Artworks range.



Royal Blue brick tiles and mouldings from Artworks

Artworks

Our first tile collection produced back in 1986, Artworks is our heritage and features beautiful, rich, glossy glazed wall tiles and mouldings as well as hand-crafted decorated tiles and borders. Furthermore, our skilled artisans have recreated classic works of art on ceramic tiles which faithfully reproduce the colours and textures of the original canvases.



Thatch and Hessian field tiles from Winchester

Winchester

We believe each tile is a small work of art in its own right, to be admired for its depth of colour, shape, size or decoration.

This couldn't be more true with our Winchester range. In the beginning Winchester tiles start out as 'biques'; blank canvases bearing nothing but the Winchester name indented on the undecorated flip side. It's what happens next that dictates the end result: the various manufacturing processes of firing temperatures and frequency, different hand-crafted glazes and how they react to heat and other processes, hand painting – the alchemy of tile making at its best.

Decades of tile artistry

Each of our tiles tell a story, whether it's inspired by the beauty of nature, extraordinary architecture or iconic design eras. Our skilled artisans and talented designers bring ceramic and porcelain materials to life, creating exclusive collections that are exceptional and timeless.



Knightshayes Taupe from Odyssey

Odyssey

Inspired by journeys from around the globe, Odyssey contains a whole host of gorgeous tile patterns which have taken influence from a humble rug found in a Moroccan bazaar right through to rustic Turkish pottery and the lost civilisation of the Incas.



Love Original Style Tiles? To see more unique collections, head to our website for inspiration

Starting out as hand-drawn designs by our talented team of in-house artists, patterns are then developed digitally before undergoing a series of developmental and production stages to create designs which are eventually screen-printed and fired in one of our kilns.



Arbour Lattice from Living

The newest of our hand-crafted collections, the Living range offers a highly decorative but liveable selection of patterns printed on a large-format base tile. Created by our teams of designers and artisans, these beautifully patterned tiles also begin their journey as hand-drawn designs before being brought to life through a range of both traditional and modern production techniques.



Living

Interior enthusiasts love our Living range because of its unrivalled versatility and head-turning prints for use in kitchens, bathrooms, showers, cloakrooms, hallways, dining areas or wherever you please!



Rhombus

Mosaics

Add some geometric flair to your kitchen with our Rhombus ceramic mosaic. Mosaics are a brilliant and popular way to incorporate pattern into your home.

Blue de Savoie floor tiles, a Showroom Exclusive

Dream Kitchen

Our edit of the top kitchen tiles we think you'll love!

Nottingham Pattern

Victorian Floor Tiles

Although this style of flooring is often associated with hallways and front paths, it also looks fantastic in a kitchen. The hardwearing qualities of Victorian Floor Tiles make them the perfect choice for the high traffic and spills endured by our kitchens.



For a traditional look, pair with **Porcelain Half Tile** from our Winchester Range.

Bohemia Rosalie

Living

With its folk-art inspired pattern and gentle, blue hues, Bohemia Rosalie is great for injecting a boho-vibe with added drama.



Burnt Sienna

Earthworks

Traditional slate flooring with natural tones of black, brown, red and green, Burnt Sienna will add depth and character.

Boreal Natural

Tileworks

These wood-effect planks are beautifully neutral with golden undertones that add depth and warmth. Team with more natural textures and colours for a sleek look or incorporate rustic finishes for something more traditional.



Mediterraneo Off White

Tileworks

Lighter tile shades are great for lifting dull spaces. Plus, these Mediterraneo floor tiles offer realistic stone veining effects.



Palladian beige

Artworks

Our Artworks range comprises ceramic wall tiles and mouldings for bathrooms, kitchens and beyond. Its rich, intense colours, deep translucent glazes and finely crafted details are perfect for recreating both classic and contemporary styles.

Indus

Glassworks

Our large panel splashbacks are wonderfully versatile, plus they are made from heat-resistant toughened glass, which is perfectly safe for use behind cooking hobs.



Oken Hexagon Blue

Tileworks

Wall and floor suitable porcelain hexagons with textured, rustic surfaces and nuanced tones and details. Also available in ceramic brick format for walls.

Nord Ris


Tileworks

A simple cement effect tile with a modern feel, ideal for contemporary spaces. Don't be afraid to experiment with wood and stone effects, as well as exposed bricks and plenty of greenery for a totally on trend look.

Cosmopolitan Mere

Winchester

Our Mere glaze is a beautiful neutral shade with a high gloss finish. This classic square tile has undulating surfaces for a wonderful rustic finish.



For a contemporary look, pair with **Montblanc White** from our Tileworks range

Stone Valley

Showroom Exclusive

An elegant and refined stone look with versatile and practical properties. Use Stone Valley both inside and out, with both 10mm and 20mm options, these large format tiles are a great way to create a seamless look.

Vogue Dark Blue

Odyssey

The Odyssey range takes design influences from across the ages and continents, creating a beautiful range of tiles to decorate your home with. It offers a number of patterns that have intricate details, in a number of colourways.



Hartland

Tileworks

Designed by our team in Exeter and manufactured in Italy, exclusively for Original Style, Hartland offers realistic veining, in sumptuous neutral tones, all with rustic chipped edges to create a natural stone-effect with all the practicalities of Italian porcelain. With detailed varying effects in tones of grey and beige, Hartland works in harmony with a range of colours for both modern and traditional interiors.



Herringbone Is becoming more popular and this style works well with both half tiles and elongated bricks.



2

Stackbond This is one of the most straightforward layouts; the tiles are aligned to form a basic repeating grid. The overall look is clean and modern.



Diamond Add some elegance by simply laying square tiles in a diamond pattern; this is a widely used tiling layout which works well on both walls and floors. If your wall or floor isn't perfectly square, a diagonal layout like this will help hide any imperfections.

3

It's all in the detail

Before you get stuck-in to your kitchen or bathroom makeover, have you considered the layout of your tiles? Playing with angles and patterns is a brilliant way to add interest and a new dimension to your design.

For more inspiration on the latest trends, renovation stories and ideas, visit originalstyle.com

4

Basketweave

This classic pattern is made up of rectangles and squares to create a woven basket effect.



5

Running bond This is a good method for adding the illusion of space and height. Try teaming a panel of running bond half tiles in between large format tiles.



Sherbet Pink and White from Tileworks laid in a Basketweave pattern

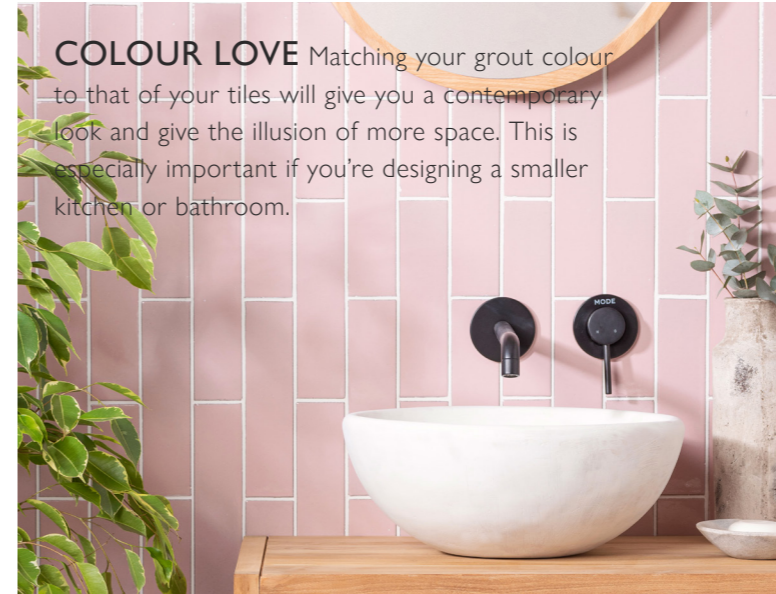


Victorian Green field tiles with Jet Black skirting from Artworks and Regency Bath floor tiles from the Victorian Floor Tiles Collection

TOP TIP We've laid these floor tiles in a Herringbone pattern. For more inspiration on tile layouts, turn to page 46

Finishing touches

Tile trims, grouts and all the other finishing touches associated with tiling can often be overlooked or a last minute thought, however with a bit of careful consideration, these accessories can complete a tiling project to perfection.



COLOUR LOVE Matching your grout colour to that of your tiles will give you a contemporary look and give the illusion of more space. This is especially important if you're designing a smaller kitchen or bathroom.

SPOT THE DIFFERENCE


The most popular options when it comes to grout are shades of grey, limestone and jasmine, depending on the colour of your chosen tiles. Choosing a darker colour grout can reduce the appearance of stains and general wear and tear but also creates a stylish contrasting feature against lighter coloured tiles.



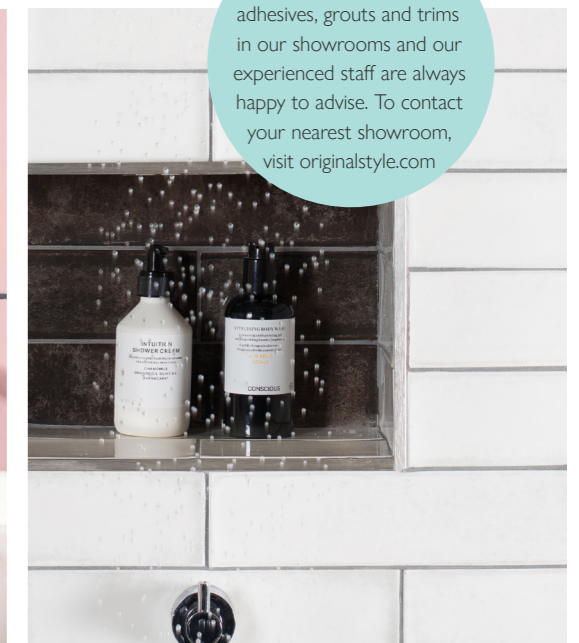
ABOVE: Blush Rustic from Winchester
RIGHT: Blush Smooth from Winchester
FAR RIGHT: Montblanc White and Anthracite from Tileworks

EDGE PERFECT

Trims will give you that professional seamless style as well as a touch of elegance. They can be used around windows to hide any tile edges, as a border around tiles where they don't fill an entire wall and even in smaller spaces, like alcoves or recesses. Choose from a variety of finishes, shades and thicknesses, all of which will help you create a sleek and streamlined finish to your project.



We stock a wide range of adhesives, grouts and trims in our showrooms and our experienced staff are always happy to advise. To contact your nearest showroom, visit originalstyle.com



Exploring our showrooms

Our friendly team of tile experts are always on hand to offer advice, discuss the latest tile trends and help with your tiling project. Our flagship tile showrooms are inventive, bright spaces, specifically designed to help inspire our clients in a relaxed, creative environment. There are so many reasons to choose Original Style:

1 Quality Products We pride ourselves on offering something a little different, with many of our products designed and produced in our Devon factory. If you're looking to make a style statement, our showrooms are the place to go.



2

Expert Knowledge When it comes to tiles, there's nothing our showroom teams don't know! From design advice right through to installation guidance, we're here to help with every step of your tiling project.



3 Inspirational Displays Our showrooms have been designed to provide customers with a wealth of tile inspiration. Bursting with displays featuring a variety of interior looks, we can guarantee you'll find your perfect tile style.

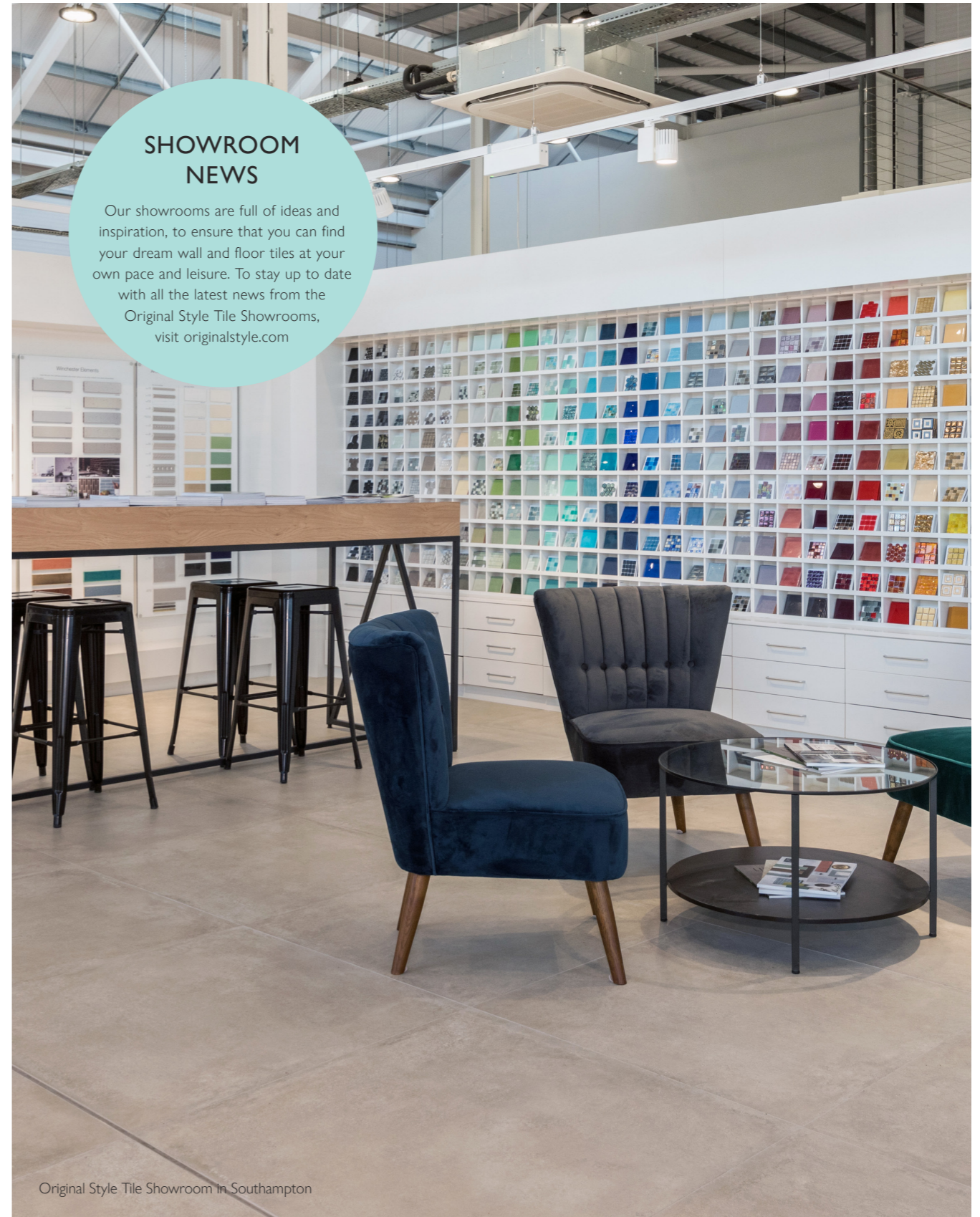
3

4 FRIENDLY & PERSONABLE We offer a relaxed setting in which to browse gorgeous tiles and chat with our expert teams. There'll be no pushy tactics from us, just helpful advice over a tea or coffee to help you kick-start your tile project.



SHOWROOM NEWS

Our showrooms are full of ideas and inspiration, to ensure that you can find your dream wall and floor tiles at your own pace and leisure. To stay up to date with all the latest news from the Original Style Tile Showrooms, visit originalstyle.com



Original Style Tile Showroom in Southampton



JR SAMPLER

DON'T FORGET!
 You can calculate how many tiles you will need by measuring the area to be tiled. Recommended grout gaps vary depending on personal taste and the look you wish to achieve. You can use the tile calculator on our website. Please visit originalstyle.com



Our services

There are many factors to consider when choosing tiles, like selecting your colour palette, factoring in functionality and deciding on a look that reflects your personality and lifestyle.

At your local Original Style Showroom you'll find advice from knowledgeable staff, inspiration, and the opportunity to sample products and discuss your individual needs with an expert. We have plenty of information to assist with your project, from brochures and fixing guides, to a more comprehensive Design Assistance service.

Tile Samples

To continue planning and moving your project forward, samples of tiles can be purchased in our showrooms, however, can also be returned for a full refund. Tiles are available in a cut sample or full size options.



We recommend viewing tiles in various lights, throughout different times of the day as lighting can make a difference to their colour. There may also be subtle shade variations in natural and handmade products. Whether you have an abundance of natural light or are restricted to artificial, our teams can advise on the best tiles to enhance your space.

Showroom Consultation Service

This fantastic service allows you to chat through whether the colours and patterns work well in your home. To find out more about this service and to book an appointment, please talk to one of our showroom advisors.

Our showrooms are open 7-days a week and no matter what stage you're at in your tiling project, our teams are on hand and ready to help get your project moving.

To discover more about our showrooms or need more inspiration, visit originalstyle.com

Regis Lava

Showroom Exclusive

This heavily veined, deep marble stone-effect tile is brilliant for adding some atmosphere. Dark colours with warm undertones make for a sophisticated and indulgent bathroom. Pair with modern fixtures and fittings for a polished finish.



Q. What advice would you give to those looking to create a fabulous tiled focal point in their home? Go big and be bold! Large-format tiles, like Regis Lava, can be used on walls and floors for a completely seamless look or pair it with another of our contemporary tiles. This is great for adding texture and interest to a space. I think it's always best to have that focal point in a place that is quite visible, perhaps behind the bath, behind the cooker, make a feature of that walk-in shower. Tiles can add texture, colour and ultimately create atmosphere within a room.

Q. Do you have any tile pairing ideas? Pairing Regis Lava with our Montblanc tiles is a great idea. Our Montblanc tiles come in lots of colour options and size formats. These wall tiles have a glossy glaze with a slight worn effect - great for adding texture and interest to a space. Choose from pastel tones like Denim and Sage. For a contemporary look, why not pair Montblanc Sage with Eden Hothouse from our Living range. Our Living range offers large-format decorative wall tiles that work beautifully with glazed brick and square tiles, choose from delicate floral options, marble-effects and boho-inspired prints. Or why not take at our Nares Hexagon Mosaics, their contemporary shape makes them a great choice for modern bathrooms. Use a strip of these for a feature panel or in a built-in shower wall shelf.

To discover more about Showroom Exclusive products, visit originalstyle.com

Manager's must haves



Our Tile Showrooms are home to a whole host of exclusive, unique tiles that you won't find anywhere else.

We caught up with Nigel Golding, Showroom Manager of Original Style in Cheltenham to find out which tiles are wowing customers this season.

Q. If you had to pick a must-have Original Style tile this season, what would it be? 'Regis Lava' tiles are a consistently popular choice. They are large in format and suit a lot of modern properties. Regis Lava is a soft yet opulent marble-effect tile and it's striking grey finish works in harmony to create a luxurious, spa-style effect in bathrooms and en-suites.

Project

Notes:

Project

Plans:

Visit a showroom

Our showrooms are home to a wealth of tile inspiration. Designed to offer an inspiring experience, we welcome you to browse our gorgeous displays, our stand-out colour walls and plan your project with our expert teams over a cup of tea or coffee.

Bournemouth

520 Wallisdown Road, Bournemouth,
Dorset, BH11 8QE
01202 039765 | bournemouth@originalstyle.com

Bristol

Unit 9C Aldermoor Way, Longwell Green,
Bristol, BS30 7DA
01179 674673 | bristol@originalstyle.com

Cardiff

Unit 2, Dragon Retail Park, Newport Road,
Cardiff, CF23 9AD
02921 303767 | cardiff@originalstyle.com

Cheltenham

Unit 5, Haven Works, Tewkesbury Road,
Cheltenham, Gloucestershire, GL51 9AA
01242 370602 | cheltenham@originalstyle.com

Durham

Unit 4 St Andrews Park, Dragonville
Durham, DH1 2RH
01913 001581 | durham@originalstyle.com

Exeter

1 Apple Lane, Exeter,
Devon, EX2 5GL
01392 446300 | exeter@originalstyle.com

Glasgow

Building A, Hillington Point, 72-74 Kelvin Avenue,
Hillington, Glasgow, G52 4LT
0141 428 4328 | glasgow@originalstyle.com

Plymouth

2-4 St Modwen Road, Marsh Mills,
Plymouth, PL6 8LH
01752 338399 | plymouth@originalstyle.com

Southampton

Millbrook Trading Estate, Third Avenue,
Southampton, Hampshire, SO15 0LE
02380 170152 | southampton@originalstyle.com



Ascot Sabbia, a Showroom Exclusive



ORIGINALSTYLE

Tiles to Inspire

The 'Original Style' logo is a registered trade mark of Original Style Ltd.
Original Style Limited is registered in England number 3018117.
Registered Office: Falcon Road, Sowton Industrial Estate, Exeter, Devon EX2 7LF, England

IM-0027675 10/22

© Copyright Original Style Ltd 2022